

Sio foreninger

Kurs i grafisk design:
Photoshop

Sio foreninger

Kurs i grafisk design: Photoshop

Plan for dagen

17.00 Introduksjon og grunnprinsipper

17.35 5 minutter pause

17.40 Bildebruk og bilderedigering

18.15 5 minutter pause

18.20 Maskering

18.55 5 minutter pause

19.00 Visuell identitet og avslutning

19.30 Ferdig for dagen

Hvem er vi?

Hvem er dere?

Hva brukes Photoshop til?

Introduksjon




Bildemanipulering
Laget av Raft Alfazri

Photoshop



Bilredigering og retusjering
Foto: Igor Grushko





Digital tegning og fargelegging
Laget av Lois van Baarle



Banner
Laget av Fredrik W. Blekstad


Introduksjon

Bildeoppløsning




Rastergrafikk


Vektorgrafikk




1 PPI



2 PPI



4 PPI



8 PPI

PPI = pixels per inch

Trykk: 300 PPI

Nett: 72 PPI

Bilder



Kvalitet



www.pinterest.com

www.youtube.com

Maskering

MOUNTAINS

MOUNTAINS

Maskering



Eksempler



Maskering



Eksempler



Maskering

Eksempler



Maskering

Eksempler



Maskering

Eksempler




Identitet

Identitet


FACEBOOK




Cover photo



Shared image




Shared link



Event image



Business page profile



Highlighted image

INSTAGRAM



Profile image



Photo thumbnail





Photo size

Sosiale medier


TWITTER



Instagram stories



Header photo




Profile photo




In-Stream photo

Identitetsselementer

FACEBOOK




INSTAGRAM



Profilbilder

TWITTER




Identitetsselementer

Profilbilder

FACEBOOK



INSTAGRAM

TWITTER





Rutenett



FACEBOOK



INSTAGRAM



TWITTER





***VI TRENGER
ADOBE-LISENS!***